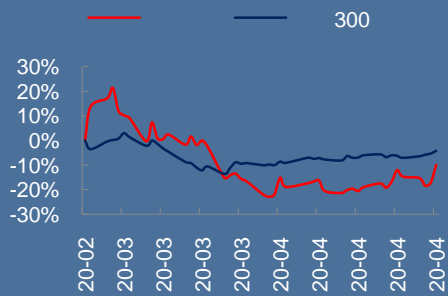


688396.SH

 fangjing@cindasc.com
 S1500520030001

 wangzuoyu@cindasc.com
 S1500519090003

 CINDA SECURITIES CO.,LTD
 9 1

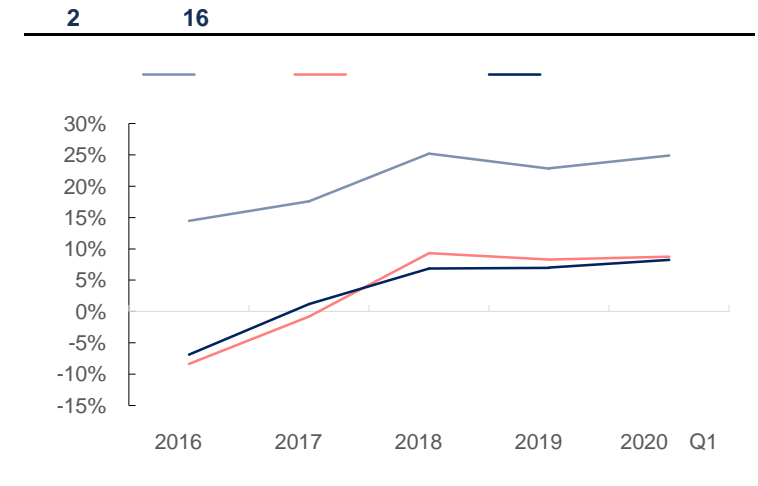
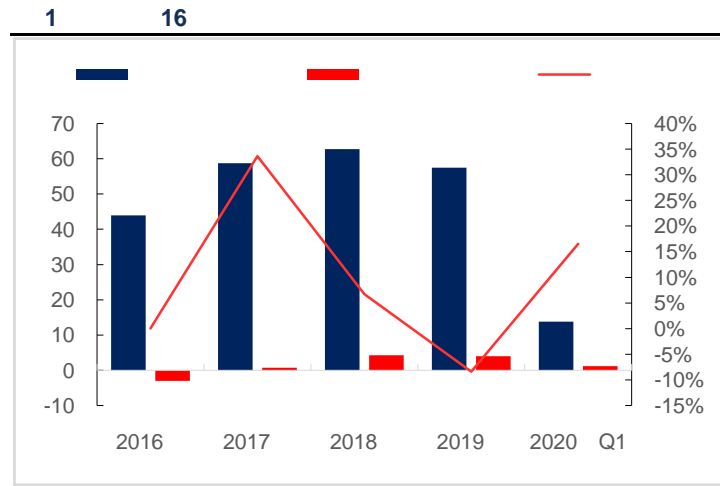
100031

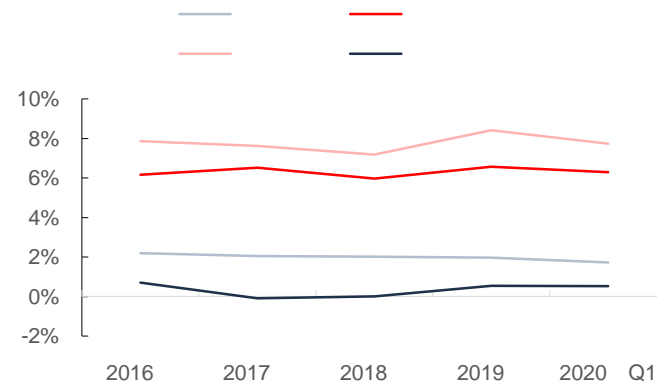
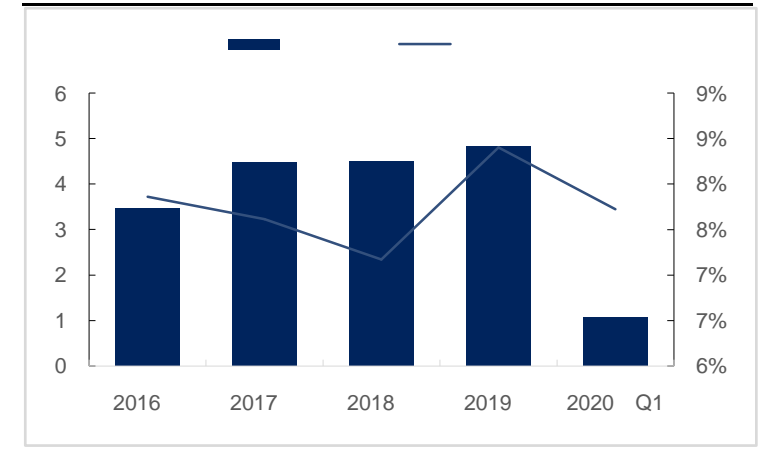
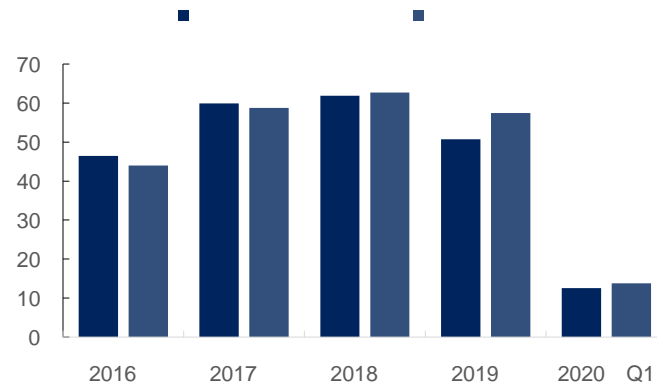
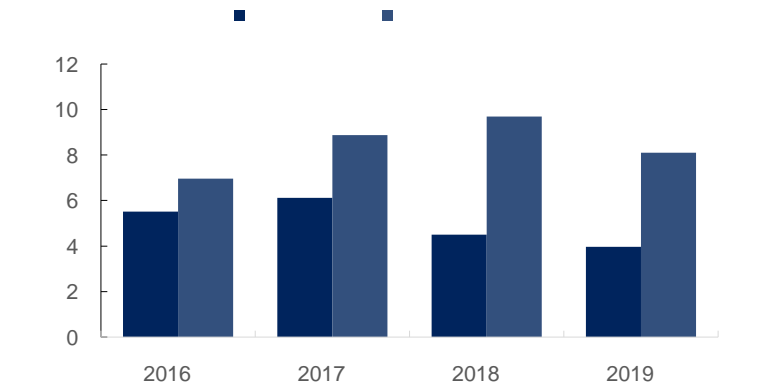
2020 5 3

2019	2020	2019	2020	2019	2020	2019	2020
6.68%	16.53%	1.14	450.35%	57.43	8.42%	4.01	
13.82				2.06	35.97%		
➤	2019		20Q1		2019	57.43	8.42%
	6.68%					4.01	
		2.06	35.97%		2.39		
Q1	2020	Q1	8.72	1.14	13.82	16.53%	2019
➤	2019				450.35%		
	7.30%	2019					4.83
45%	3	SiC	1200V	650V	JBS	6	JBS
	GaN	4	GaN	600V	GaN HEMT		
	IGBT	SiC	GaN		IDM		Fabless
➤						5G	
					1,100		500
IC							

➤ [Redacted]

➤ [Redacted]



3 2016

4 2016

5 2016

6 2016


IC 5
19 3 18/19 2017 2018 2020
2/3 18/19 3/2
2017

13671072405	yuanq@cindasc.com
13691304086	zhanghuac@cindasc.com
18610350427	tanglei@cindasc.com
18121125183	wangliben@cindasc.com
13681810356	wenxianglin@cindasc.com
13052269623	zhangsiying@cindasc.com
15800476582	wuguo@cindasc.com
13530830620	wangliuyang@cindasc.com

(